



DAYCO AFTERMARKET TECHNICAL INFORMATION

Subject:

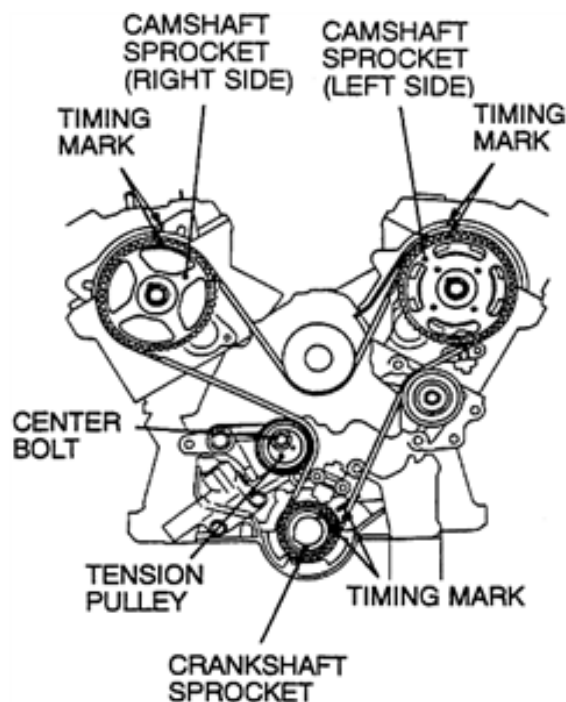
Mitsubishi V6 Timing Drive

T00016

Eng Code: 6G72, 6G74, 6G75

Issued Sep15

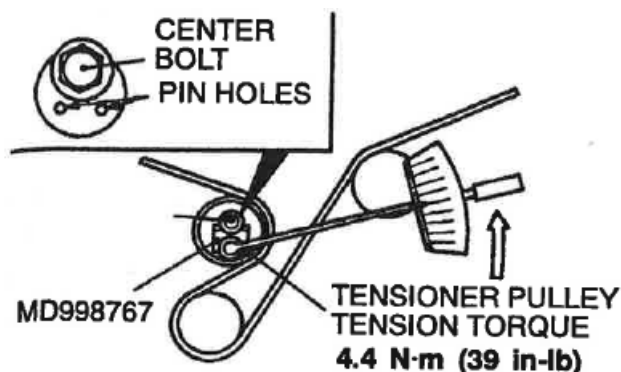
The Timing Drive on the Mitsubishi V6 family of engines (6G72, 6G74 and 6G75) incorporates a hydraulic automatic tensioner (HAT) to maintain tension on the timing belt. A typical example of the V6 timing drive with HAT is shown below.



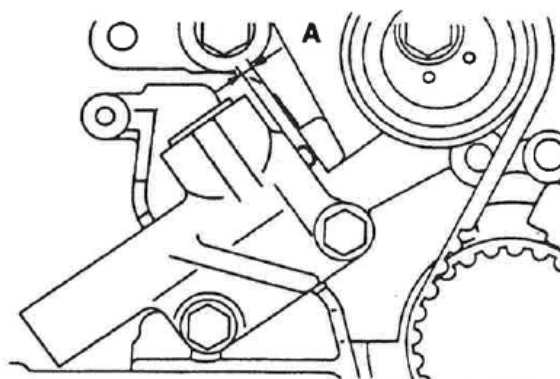
Example of a Mitsubishi V6 Timing Drive

When replacing the timing drive with a full service Dayco Timing Belt Kit, it is essential that the vehicle manufacturer's recommended removal and installation procedures are referred to.

It is also essential that the correct special service tools (SST) referred to in the vehicle manufacturer's procedures are used. This will ensure that the tensioner pulley is set to the correct position in order for the HAT to operate in its intended working range.



Special Service Tool (MD998767) used to set the Tensioner Idler Pulley in correct position



Dimension "A" as per vehicle manufacturer's procedures (dependent on actual vehicle application)

If these procedures and SST's are not used, the hydraulic actuator may operate in a range that will not provide the correct tension to the belt. This could cause a timing drive that either becomes noisy in operation or allows the drive to become unstable and lose timing or ultimately lead to failure of the timing drive.

Dayco does not accept any warranty returns for claimed HAT failures that exhibit evidence that procedures were not adhered to.